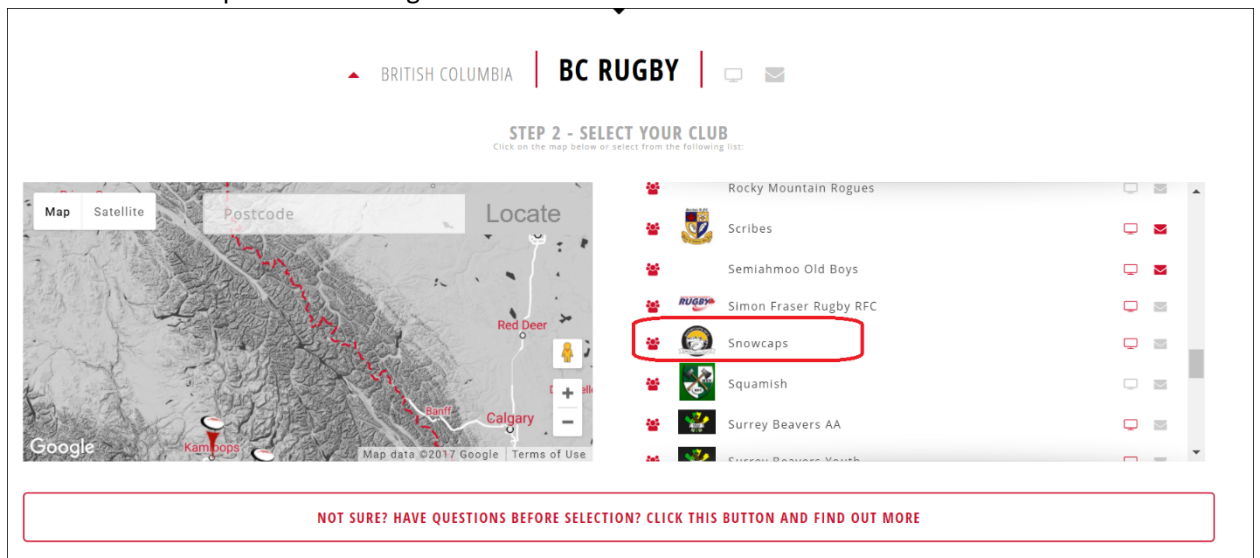


Snowcaps Registration

1. Navigate to the Rugby Canada Registration site - <https://reg.sportlomo.com/rugbycanada>
2. Select British Columbia from the Province dropdown.



3. Select the Snowcaps link on the right.



4. Click on the Register To This Offer button or select the Snowcaps Membership 2019-20 option.

SPECIAL OFFER

MEMBERSHIP 2019-20

A Master player registration is for those members playing in Over 35 fixtures ONLY. You will need a Senior Player membership if you participate in other leagues or roles . Please choose all the roles you participate as and the dues will be calculated appropriately.

[REGISTER TO THIS OFFER](#)

BC RUGBY - BRITISH COLUMBIA | **SNOWCAPS** |

STEP 3 - SELECT YOUR MEMBERSHIP(S)
Check the box of all membership types you would like register

SNOWCAPS MEMBERSHIP 2019-20
A Master player registration is for those members playing in Over 35 fixtures

5. Log in to your SportLomo account or create a SportLoMo account (if you don't have one).

sportlomo
SPORTS MANAGER

You need to login or create a SportLoMo account to continue registration with Snowcaps

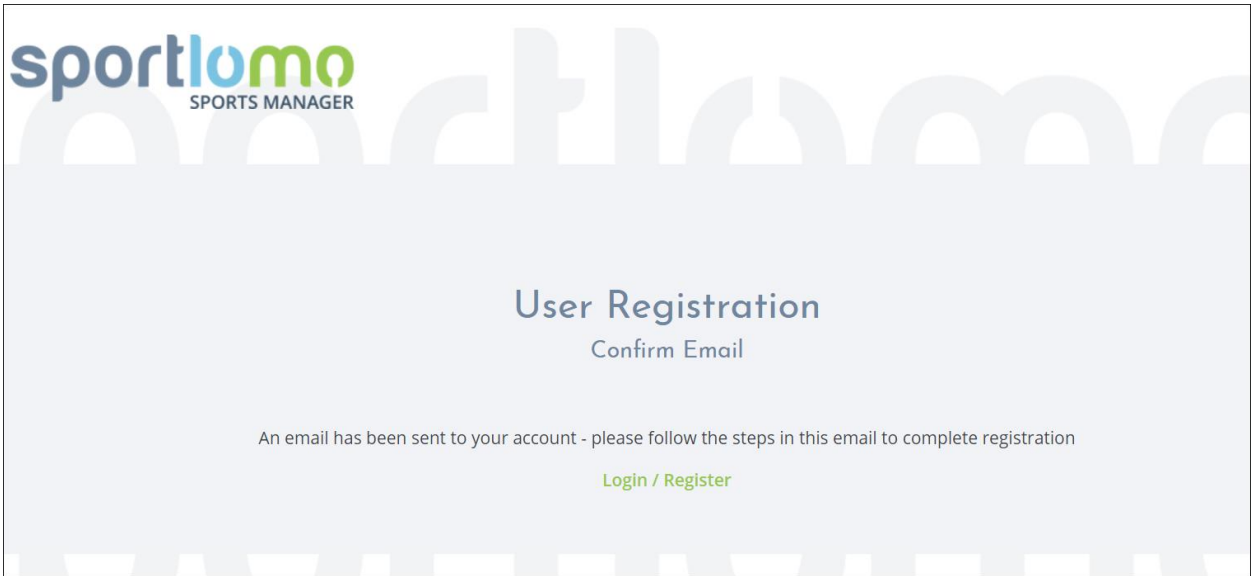
Create Account
please create a Sportlomo User Account

Login
please login if you have Sportlomo User Account

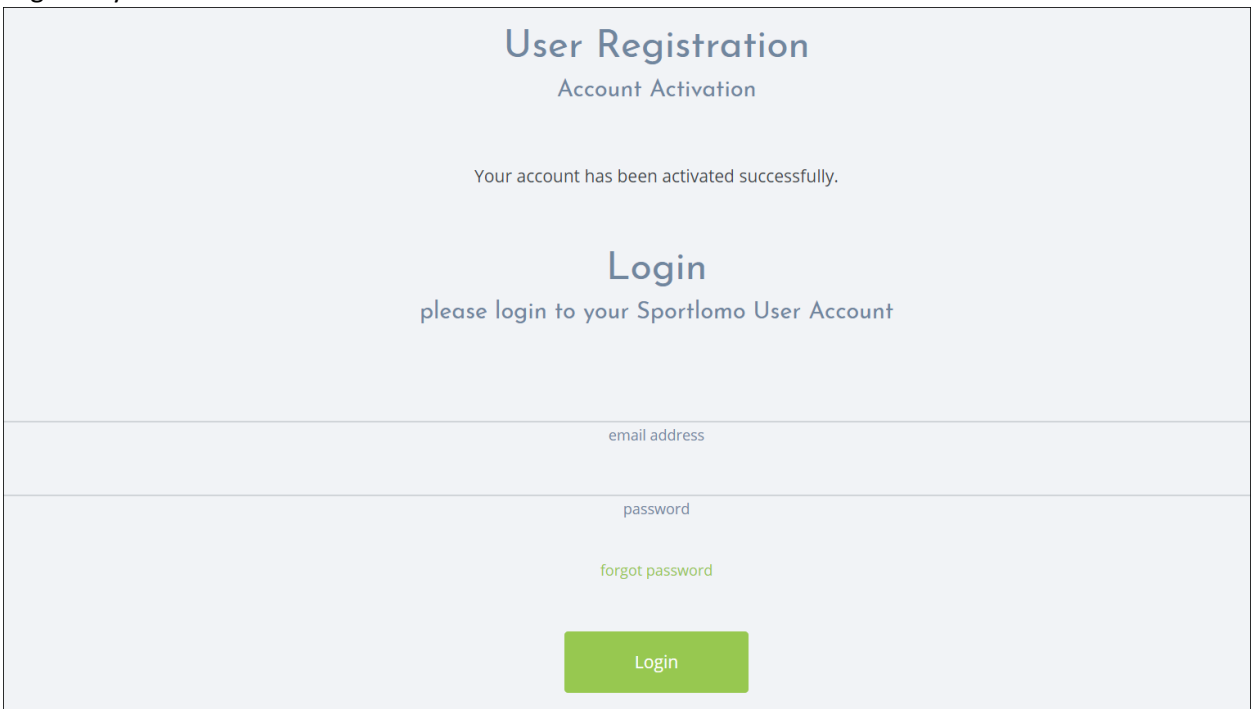
email address

email address



6. If creating a new account, confirm your email.



7. Log in to your account.




8. Click the Add/Renew button

Register/Renew Membership

Current Active Members in Snowcaps

 Sergio Del Piccolo
 Member ID: 2646

Snowcaps
 Season: 2018-2019

2018-19 BC Masters: Snowcaps
 2018-19 Master
 Expiry Date: No expiry date

Upgrade / Add Category

Details
Start Transfer
Dual Membership

Add/Renew

9. Select the Type of membership you want. The options are as follows:
 - a. Snowcaps Master – you're only playing Snowcaps games. You are NOT playing Senior rugby (e.g. Thirds, Firsts or Prems).
 - b. Senior Player – you are playing Snowcaps AND Senior rugby.
10. Select the Quantity as well.
11. Click the Continue button.

Add/Renew

To Renew or create a New Membership please select the package below

2019-2020

Name	Price	Quantity <input type="checkbox"/>	Total (CAD)
Snowcaps Membership 2019-20		<input type="text" value="1"/>	372.00
1	Snowcaps 2019-20 Master	372.00	<input checked="" type="checkbox"/>
	2019-20 Senior Player	424.50	<input type="checkbox"/>
Total Cost (Ex Fees)			372.00

Continue

NOTE: If you are a **Life Member**, you will be receiving a CASH refund from the Treasurer for the difference.

12. Select the Member you wish to register for. Click Continue.

The screenshot shows a web interface titled "Pay Membership". At the top, there is a navigation bar with the text "Renew or create Members" on the left and a green button with a left arrow and the text "Back" on the right. Below the navigation bar, the main content area has the heading "Select the Member you want to Re-Register for the 2019-2020 season" followed by a horizontal line. Underneath, there is a sub-heading "Select Add New Member to create new member". A table with two columns, "Package" and "Member", is displayed. The "Package" column contains the text "Snowcaps Membership 2019-20 (1)". The "Member" column contains a dropdown menu with the name "Sergio Del Piccolo" and a downward arrow. Below the table is a large green button with the text "Continue".

Package	Member
Snowcaps Membership 2019-20 (1)	Sergio Del Piccolo

13. Enter your Player Data, accept the waiver and click the Register button.

Member Registration

Enter your details

← Back

Snowcaps Membership 2017-18

Player Data

First Name

Last Name

Birthdate

Gender

E-mail

Home Phone

Questionnaire

Please select your type of residency

Are you a returning member of Rugby Canada?

Yes

No

Have you participated, administered or coached within a Rookie Rugby Program through either your school, club or community?

Yes

No

Are you a registered participant in any other sport?

Yes

No

What type of rugby will you be participating in with your club?

14. Enter your Payment Details and click Save

15. View the Receipt page to confirm payment was successful.